

Book online now at...
www.londonmodelengineering.co.uk

TICKET PRICES	DISCOUNT For tickets ordered before 7th January	FULL PRICE For tickets ordered before 14th January or purchased on the day
Adult	£8.50	£9.50
Senior Citizen	£7.50	£8.50
Student	£7.50	£8.50
Child (5-14 inc)	£4.50	£5.50
Family Ticket 1	£13.00	£15.00
Family Ticket 2	£21.50	£24.50

Book on-line or by post, fax or phone
by 7th January to save money on tickets.

By ordering your tickets before 7th January you can be guaranteed the special discount prices that can save you pounds - so don't delay, act today! After this date full price tickets are available in advance until 14th January 2011.

One FREE ticket for every 10 booked. For larger groups phone 01926 614101 to get 15% discount.

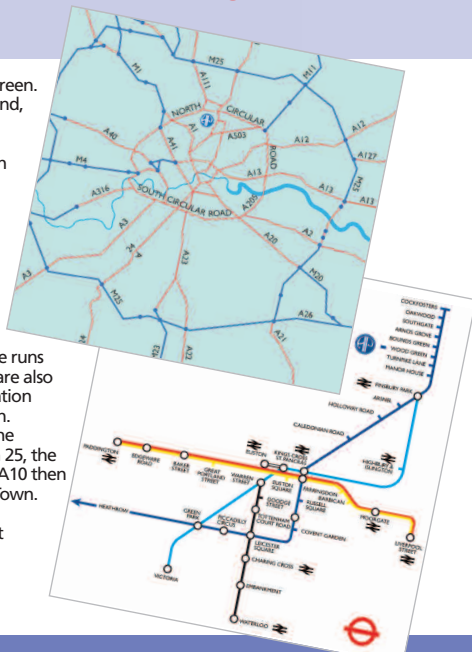
Alexandra Palace is situated in North London between Muswell Hill and Wood Green. It is well served by all forms of public transport and is easy to reach by underground, road, rail and air.

By Underground Wood Green, on the Piccadilly Line, is the nearest London Underground Station. It connects via King's Cross to the Circle Line on which main British Rail Stations are located. Journey time from Piccadilly Circus, is approx 20 minutes. For more information please click on the following link: **Transport For London Website** <http://www.tfl.gov.uk>

By Rail Alexandra Palace has its own British Rail Station, Alexandra Palace Station. It is located at the Wood Green entrance to the Park. Times subject to change please visit the **National Rail Website** <http://www.nationalrail.co.uk> for further information, or to buy your rail tickets visit www.firstcapitalconnect.co.uk

Friday (up to 9.00pm): Every 15 minutes from King's Cross, changing at Finsbury Park for Alexandra Palace Station or direct from Moorgate every 10 minutes.
Weekends Every 15 minutes direct from King's Cross. The frequent W3 bus service runs from just outside the station to the Palm Court main entrance at the Palace. We are also running FREE courtesy buses from Wood Green Station and Alexandra Palace Station every 30 minutes. Please note there is no weekend service from Moorgate Station.


By Road Postcode for the venue is N22 7AY. Alexandra Palace is one mile from the North Circular (A406) and 5 miles from Junction 2 on the M1 Motorway. Junction 25, the nearest access to the M25, is just 8 miles away. An easy route from the City is the A10 then west onto the A109. From the West End take the A400 to Archway via Camden Town. Then the A1 and follow signs to the Palace. **Visit the AA's Route Planner Website** <http://www.theaa.com/route-planner/index.jsp> There is free parking at Alexandra Palace for 2000 cars on a first come first served basis. There will be courtesy buses from the car parks to the entrance of the exhibition. For further information please see www.alexandrapalace.com Alexandra Palace Way, Wood Green, London, N22 7AY Tel. 020 8365 2121 Fax. 020 8883 3999




LONDON MODEL ENGINEERING EXHIBITION

THE SOUTH'S LARGEST MODEL ENGINEERING & MODELLING EXHIBITION

2011



LMEE11 **QUEUE BUSTER ADVANCE TICKETS**
APPLY BEFORE 7th JANUARY 2011 TO SAVE MONEY ON TICKETS
BOOK ONLINE AT www.londonmodelengineering.co.uk




Telephone Hotline 01926 614101

Or complete coupon and send to:
Meridienne Exhibitions Ltd, The Fosse, Fosse Way, Nr. Leamington Spa, Warwickshire CV31 1XN
Fax: 01926 614293

Please send me tickets as listed below

Type	No. of tickets
Adult	£8.50 <input type="checkbox"/>
Senior Citizen	£7.50 <input type="checkbox"/>
Student	£7.50 <input type="checkbox"/>
Child (5-14)	£4.50 <input type="checkbox"/>
Family Ticket 1 (1 adult & 3 children)	£13.00 <input type="checkbox"/>
Family Ticket 2 (2 adults & 3 children)	£21.50 <input type="checkbox"/>
Total	£ <input type="text"/>

I enclose a cheque/P.O. made payable to: MERIDIENNE EXHIBITIONS LTD.

OR please debit   

Card Number

Expiry date __/__/__ Start date __/__/__ Issue No. ____

3 Digit Security Code (last 3 digits on card signature strip) ____

Name

Address

Postcode

Daytime Telephone No.

Email

Signed Date

One FREE ticket for every 10 booked


www.londonmodelengineering.co.uk

**Great Hall
 Alexandra
 Palace
 London**

**Friday 21st -
 Sunday 23rd
 January 2011
 10.00am - 5.30pm daily**

Exhibition closes at 4pm on final day
 Ticket office opens daily at 9am





Now in its 15th year this is **THE** must see event in London and the South. Returning again to its home at Alexandra Palace this exhibition brings together modellers of all interests with the focus remaining very clearly on Model Engineering. This is the largest event of its type and attracts thousands of modellers each year...

All in all it's sure to be a capital day out

Meet the Clubs and Societies

See nearly 50 national and regional clubs and societies presenting over a thousand examples of their members work. Many clubs will be offering demonstrations of their skills.



See the most specialist suppliers in any one place

With over 70 specialist suppliers occupying 140 stands this is the show to attend to source virtually anything you may need for your hobby.

Sponsored by

THE MAGAZINE FOR MODEL ENGINEERS
**ENGINEERING
in Miniature**



**www.londonmodelengineering.co.uk
or call 01926 614101**



Courtesy buses from the car parks at Alexandra Palace as well as Wood Green rail and Alexandra Palace tube stations.



Admission Prices FROZEN and include a FREE Showguide – and FREE Exclusive Car Parking

Group Bookings

For 10 tickets or more get One **FREE** ticket for every 10 booked

For 20 tickets or more benefit from a **15%** discount, please phone our telephone order line to take advantage of this offer.

ALL ADMISSION PRICES INCLUDE A FREE SHOW GUIDE. Collect on the day, downloadable in advance from our website or collect it with the January issue of Engineering In Miniature.

Model Active Zone with many radio controlled hobbies on display and interactive activities for everyone.

